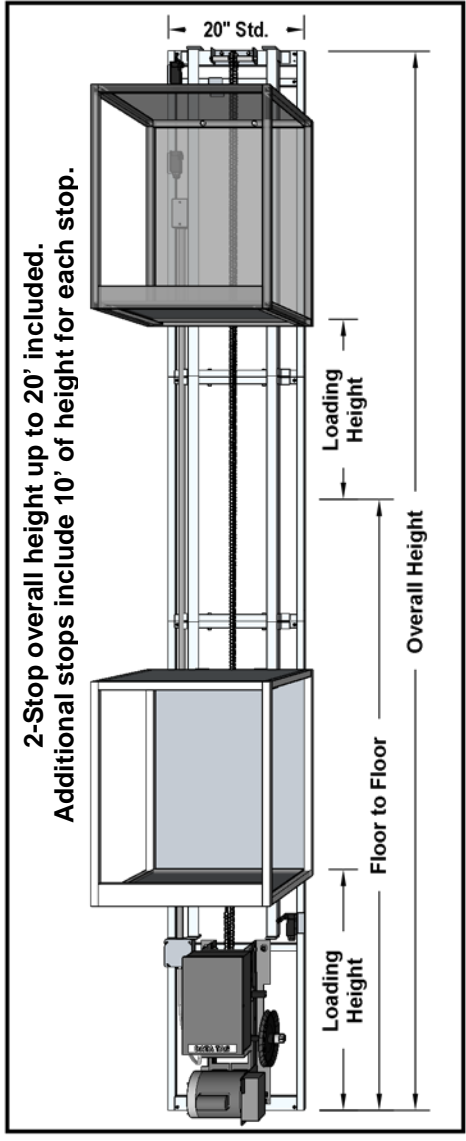


POWERLIFT 100
2-Stop: \$4,795.00 plus shipping

Standard Features

- 150 lb capacity
- ¾ HP, 110 V, 60Hz motor
- UL classified elevator controller
- Powder coated car, rail assembly, and trolley
- Call / Send stations
- Door locks & door safety switches (Hoistway doors are not included)
- Safety switch for motor access panel/door
- Adjustable limits
- Custom car size at no charge up to a maximum of 24" x 24" x 30" or 10 cu.ft. Max.
- Car can be open on any 3 sides at no charge.
- Fiberglass Reinforced Plastic (FRP) car sides
- Motor can be on the bottom or on top. (Specify bottom or top motor mount when ordering)
- Size 41 roller chain (1,500 lb breaking strength)

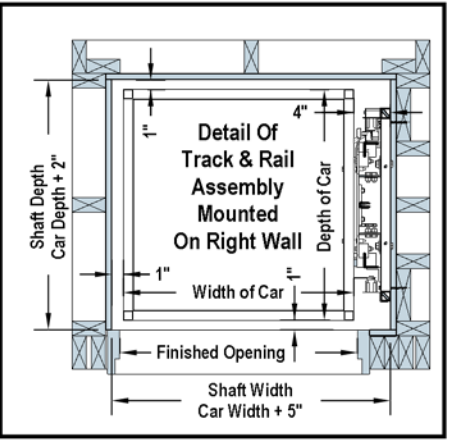
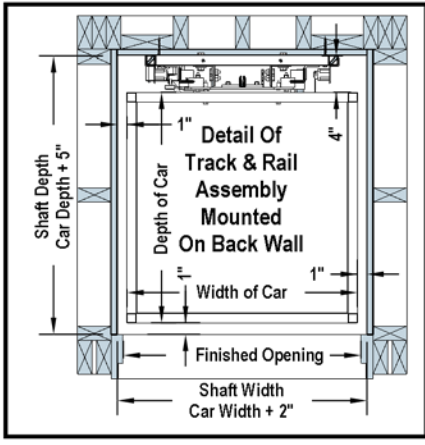
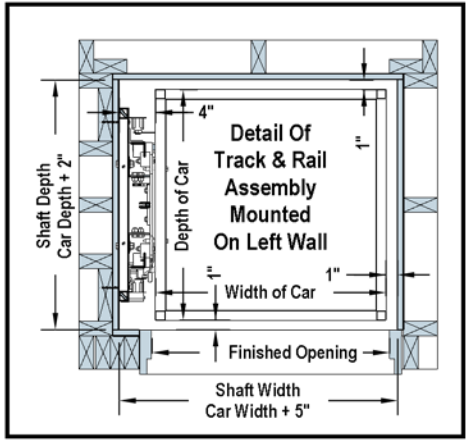
2-Stop overall height up to 20' included.
Additional stops include 10' of height for each stop.



Additional Options

- Extra stops
- Fixed or adjustable shelves
- Top and bottom final limits
- Stainless steel car
- Car gates
- Bi-parting car gates

- Car here lights
- Keyed On/Off switch
- Elevator interlocks
- ASME A17.1 package
- Hoistway doors
- ¾ HP, 230 V, 60Hz motor
- ¾ HP, 230 V, 50Hz motor for Europe



B-7.2022 WS